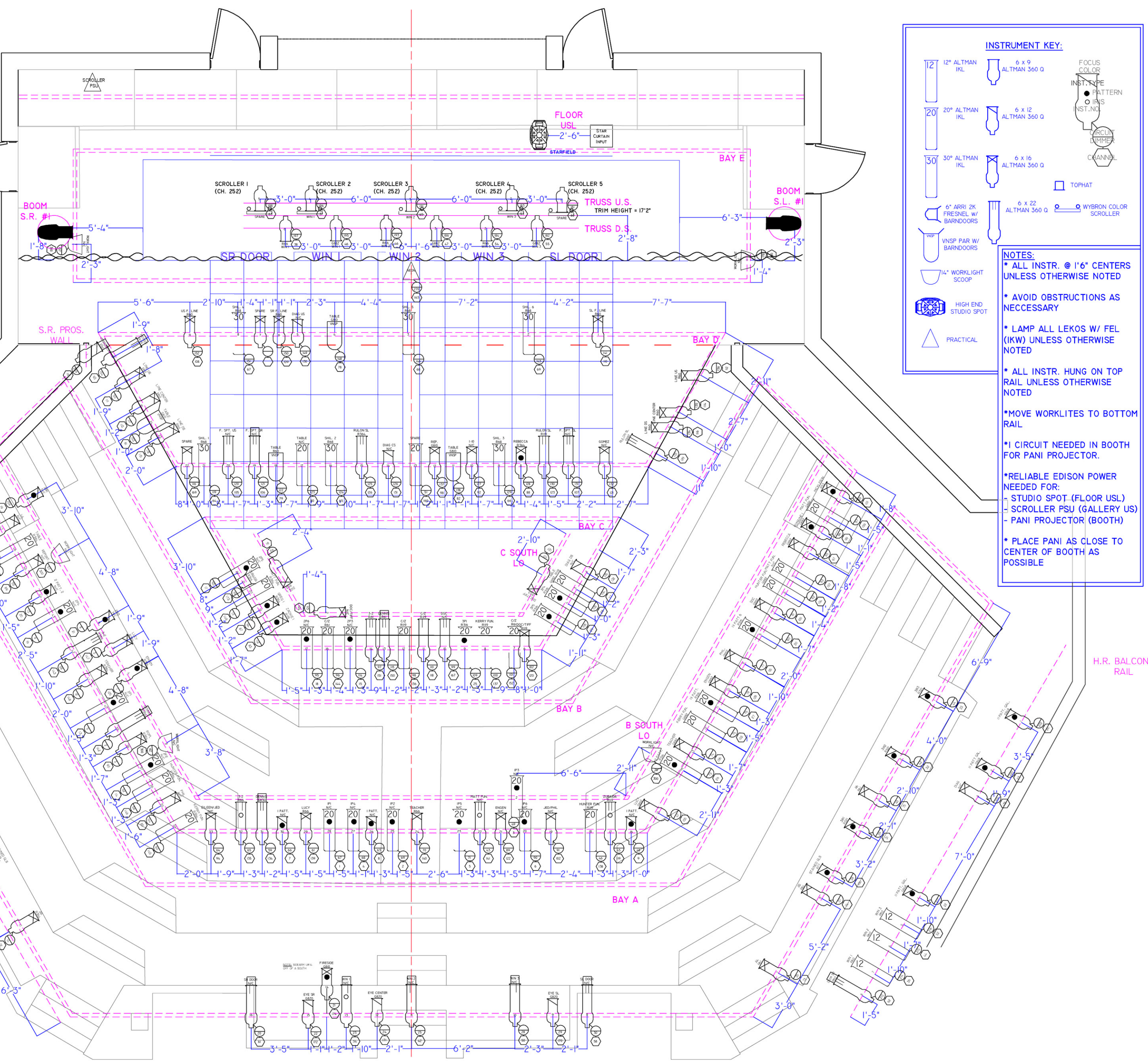
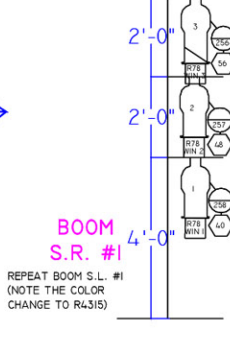
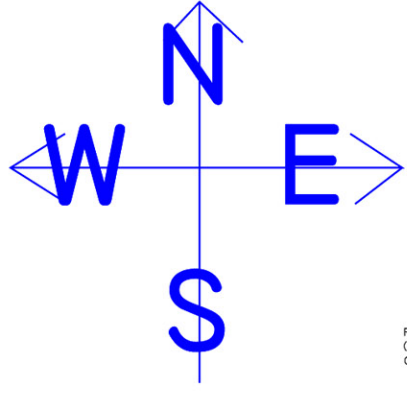


THE LARAMIE PROJECT

LIGHT PLOT (AS LIT)

SCALE 1/4" = 1'-0" 11-1-2002

VIRGINIA TECH STUDIO THEATRE

INSTRUMENT KEY:

	12" ALTMAN IKL		6 x 9 ALTMAN 360 Q		FOCUS COLOR
	20" ALTMAN IKL		6 x 12 ALTMAN 360 Q		INST. TYPE
	30" ALTMAN IKL		6 x 16 ALTMAN 360 Q		PATTERN
	6" ARRI 2K FRESNEL W/ BARNDOORS		6 x 22 ALTMAN 360 Q		IRIS
	VNSP PAR W/ BARNDOORS		WYBRON COLOR SCROLLER		INST. NO.
	1/4" WORKLIGHT SCOOP		TOPHAT		INST. NO.
	HIGH END STUDIO SPOT				INST. NO.
	PRACTICAL				INST. NO.

- NOTES:**
- * ALL INSTR. @ 1'6" CENTERS UNLESS OTHERWISE NOTED
 - * AVOID OBSTRUCTIONS AS NECESSARY
 - * LAMP ALL LEKOS W/ FEL (IKW) UNLESS OTHERWISE NOTED
 - * ALL INSTR. HUNG ON TOP RAIL UNLESS OTHERWISE NOTED
 - * MOVE WORKLITES TO BOTTOM RAIL
 - * 1 CIRCUIT NEEDED IN BOOTH FOR PANI PROJECTOR.
 - * RELIABLE EDISON POWER NEEDED FOR:
 - STUDIO SPOT (FLOOR USL)
 - SCROLLER PSU (GALLERY US)
 - PANI PROJECTOR (BOOTH)
 - * PLACE PANI AS CLOSE TO CENTER OF BOOTH AS POSSIBLE

GALLERY H.I.

H.R. BALCON RAIL